

---

## Morecambe Bay Foodbank AGM 2021 - Statistics report

2020 has unsurprisingly been the busiest year on record for Morecambe Bay Foodbank. The change of operations to a delivery model in March 2020 combined with additional demand from council referrals and people struggling due to the pandemic have caused referrals to reach levels that were previously unimaginable. This report gives an overview of the extent of the increase in demand in 2020, the foodbank's most frequent sources of referrals, and the areas of Lancaster and Morecambe that have seen highest demand in 2020.

### Food parcels in 2020

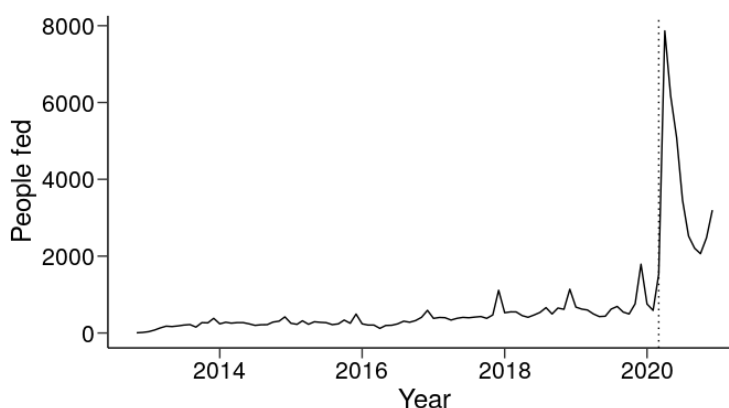


Figure 1: Number of (non-unique) people provided with emergency food per month from 08/11/12 - 31/12/20. Dotted line represents the date at which the foodbank switched to a delivery model due to the pandemic (March 2020).

The scale of food parcels distributed in 2020 would have been scarcely believable prior to 2020. As can be seen in Figure 1, the highest number of non-unique people provided with food in a single month prior to 2020 was 1790 in December 2019, whereas in the first full month of foodbank operations during the pandemic (April 2020) this rose to 7862. In total for the year, emergency food supplies were distributed to 25606 adults and 12308 children, with 16524 referrals from 4754 unique people. Emergency food supplies were distributed to a total of 37917 people in 2020 - which is higher than the combined total for the previous 8 years of foodbank activity.

### Referrals

The most frequent sources of referrals have also significantly changed over the past 12 months. While in previous years Citizens Advice Bureau (CAB) have had the highest number of referrals, with the change of operations in 2020 the City Council is now the foodbank's most frequent referral agent. In 2020, 5893 referrals were made by the City Council along with 2768 referrals from CAB. Another source of concern are the 2429 referrals from schools across the district, which demonstrate the impact the pandemic has had on food insecurity for families and children in the area.



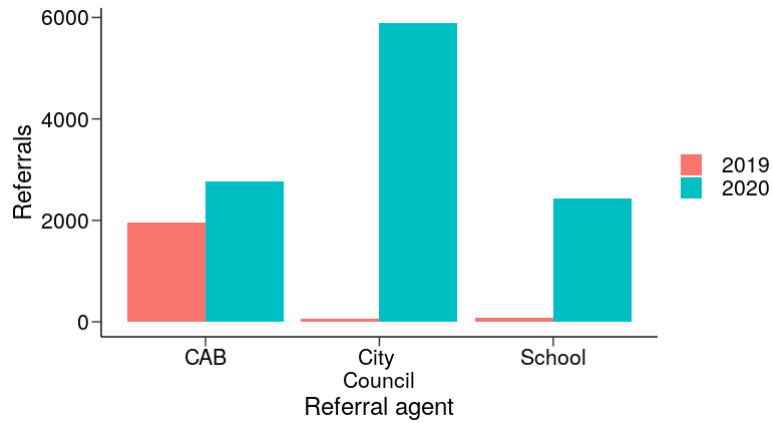


Figure 2: Number of referrals from the 3 most frequent referral agents in 2020 compared to 2019.

## Area summary

Another key aspect of the foodbank's operations this year is that the switch to a delivery model has allowed people in more remote areas to access emergency food supplies. There have been referrals made to people living in every ward in the district, and as can be seen in Figure 3 significantly more referrals are being made for people living in Lancaster and many other areas further away from Morecambe. Although the totals are much higher for all areas of the district, the areas with the highest numbers of referrals - Harbour and Poulton - are still the areas of highest demand in 2020 as they were in 2019.

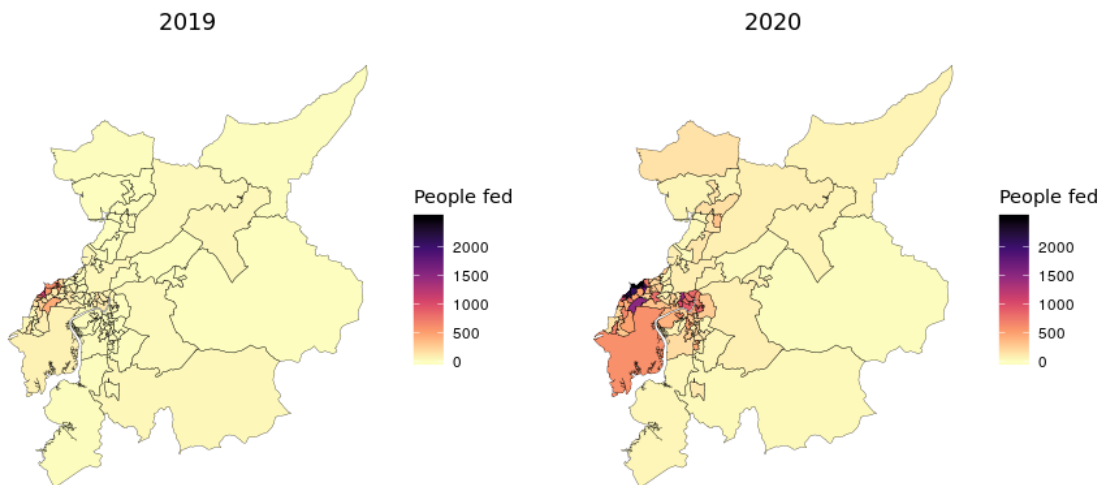


Figure 3: Total numbers of non-unique people provided with emergency food by the foodbank in each Lower Super Output Area (LSOA) in 2019 and 2020.